



2022

Year in Review

- » Annual highlights
- » Comparison of IRIS 4 (funding cycle 2018–2022) to IRIS 3 (2013–2017)



Preparing and Supporting Educators

iris.peabody.vanderbilt.edu
iriscenter.com

IRIS USE: GLOBAL

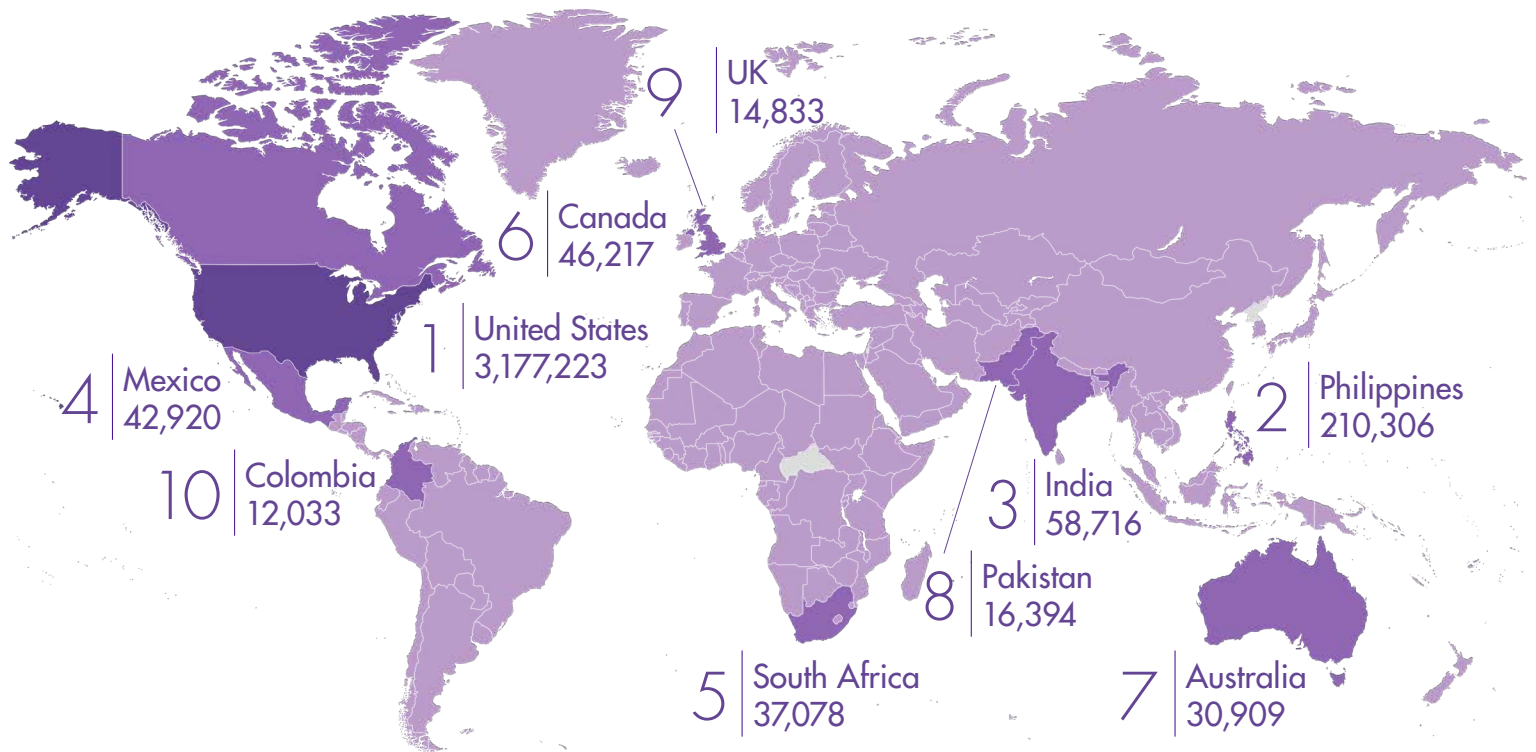
IRIS BY THE NUMBERS

Over the past five years, IRIS use has more than doubled.

	IRIS 3 • 2017	IRIS 4 • 2022
Users	941,634	1,888,032
Visits	2,093,431	3,948,577
Total pageviews	16,303,543	22,171,284
Avg cost per visit	66¢	31¢
Visits across grant cycle	7.5 million (2013–2017)	17.1 million (2018–2022)

GLOBAL USE

In 2022, IRIS was used in 229 countries and territories worldwide. The top 10 (by visits) are shown below. Across IRIS 4, IRIS was used in 236 countries.



Clear, short sharp segments that can be done in little sections at a time... Good little videos too to help reinforce the scenarios. ...I have learned quite a few things even though I am an experienced teacher.

Experienced Teacher, Australia



It's a good and useful website. This allows us to be able to study and acquire knowledge on various subjects that we would like to study specifically...I gained a lot of knowledge from this module.

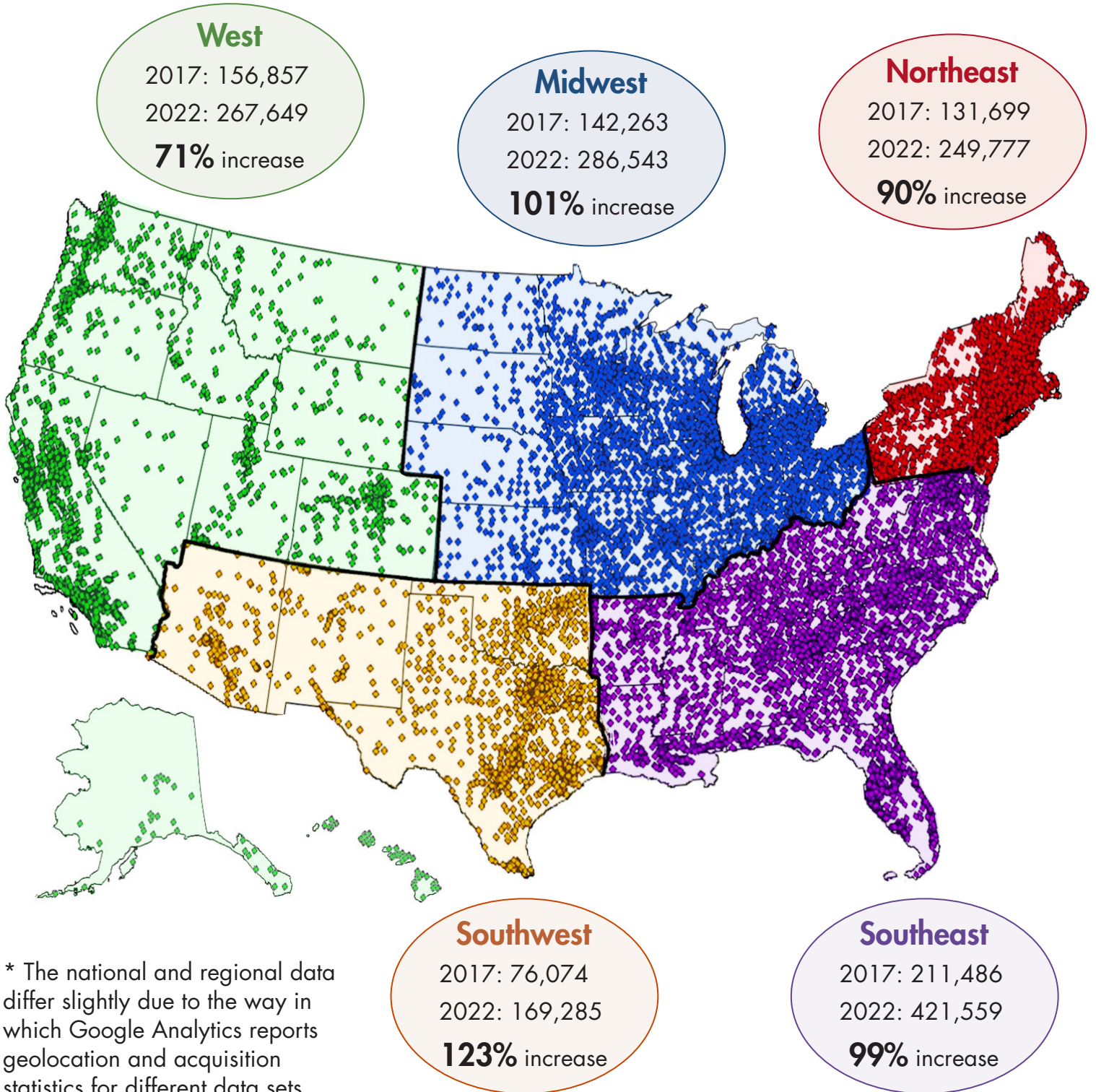
Graduate Student, Saudi Arabia

IRIS USE: UNITED STATES

1.3 million people in the United States accessed IRIS resources in 2022. Every dot on this geolocation map represents a town or city where IRIS was used.

Over the past five years, IRIS use in the United States has increased by **79%**. The largest growth occurred in the Southwest, followed by the Midwest.*

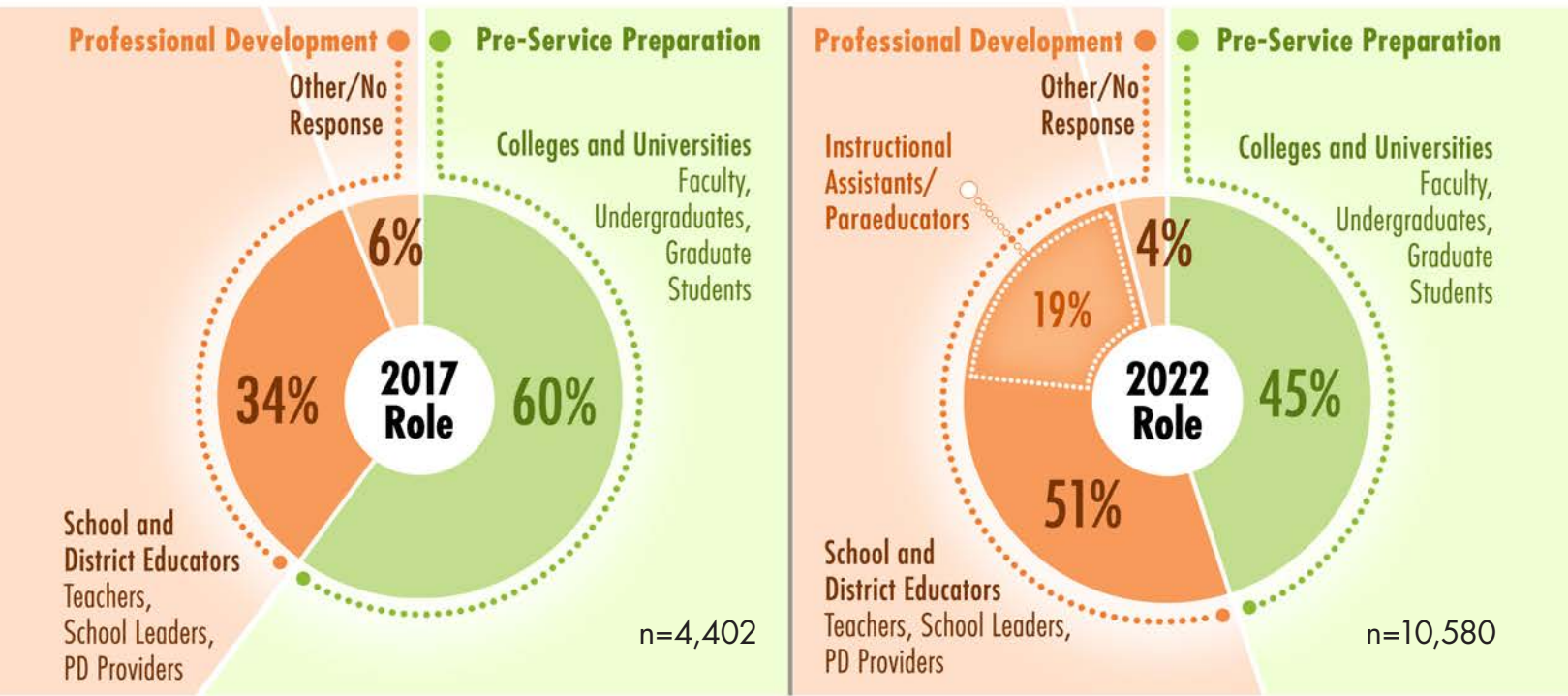
	IRIS 3 • 2017	IRIS 4 • 2022
Users	704,119	1,302,721
Visits	1,779,559	3,177,223



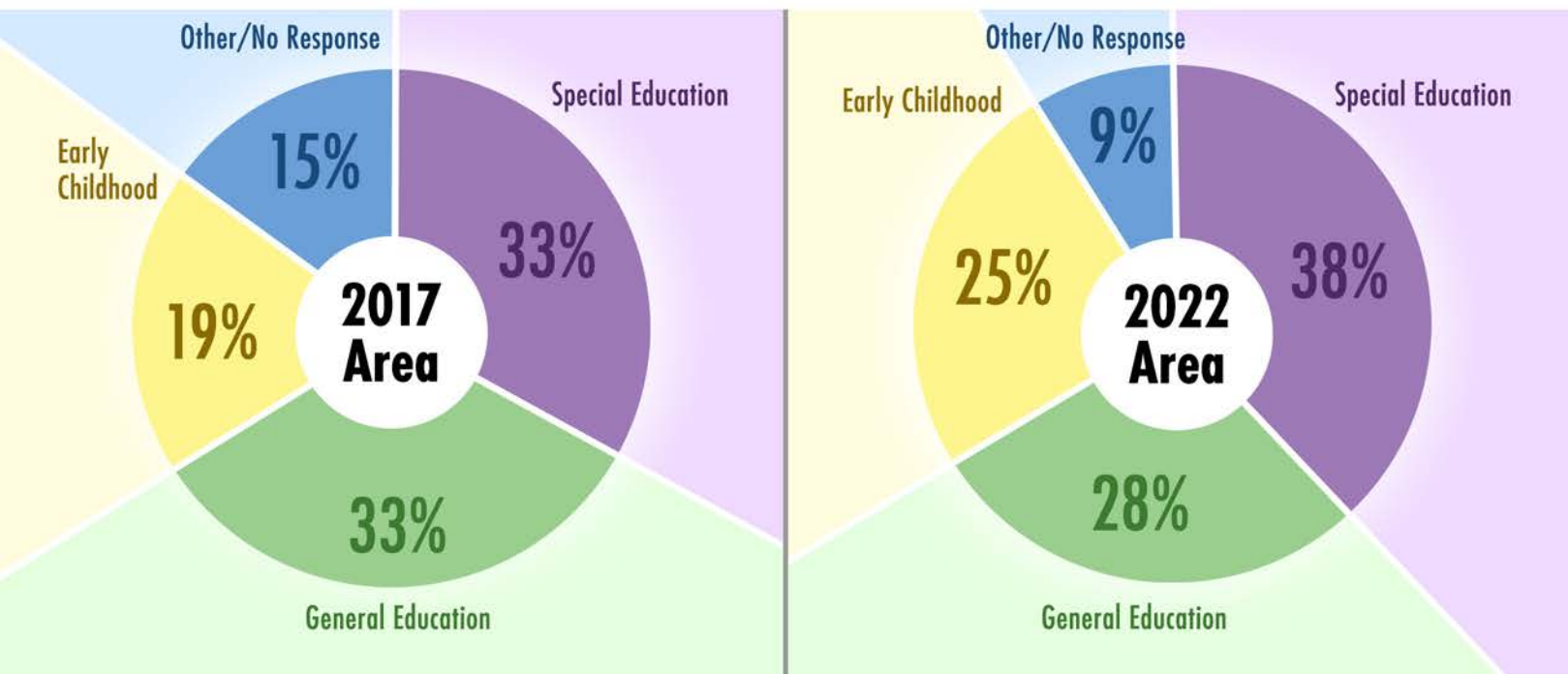
* The national and regional data differ slightly due to the way in which Google Analytics reports geolocation and acquisition statistics for different data sets.

SHIFT IN IRIS USERS: IRIS 3 TO IRIS 4

Not only have the number of respondents to our Online Module Feedback Form increased by **140%** from 2017 to 2022, but the audience has also shifted. In 2020, a new audience emerged—instructional assistants/paraeducators. Although they were seeking high-quality PD opportunities to satisfy school/district requirements during the COVID-19 pandemic, this group continues to use IRIS resources, contributing 19% of all responses in 2022.



Whether for pre-service or professional development, users self-identified their focus area. The shifts illustrated below are largely due to the increase in IRIS use by instructional assistants/paraeducators.



IRIS MODULES

These self-guided, self-paced multi-media resources scaffold information on popular instructional topics.

Modules Developed in 2022

IRIS developed three modules. The first two align with the guidance from the U.S. Department of Education’s Office of Civil Rights and Office of Special Education and Rehabilitative Services for promoting positive proactive behavioral approaches. The third was developed in collaboration with the TIES Center.

16 Modules Developed During IRIS 4

- » Addressing Challenging Behaviors (Part 1, Elementary): Understanding the Acting-Out Cycle
- » Addressing Challenging Behaviors (Part 2, Elementary): Behavioral Strategies
- » Inclusion of Students with Significant Cognitive Disabilities: Supports in the General Education Classroom

Top 5 Modules Accessed in 2022

	Visits
1. Differentiated Instruction: Maximizing the Learning of All Students	185,278
2. IEPs: Developing High-Quality Individualized Education Programs	183,355
3. Functional Behavioral Assessment: Identifying the Reasons for Problem Behavior and Developing a Behavior Plan	161,504
4. Early Childhood Environments: Designing Effective Classrooms	146,253
5. Universal Design for Learning: Creating a Learning Environment that Challenges and Engages All Students	137,216

Module Ratings in 2022

In 2022, IRIS received 10,580 user responses to our Online Module Feedback Form. This diverse group rated our modules’ quality, relevance, and usefulness on a 5-point scale.



Did You Know?

Every IRIS Module comes with a suite of supporting resources. In 2017, the suite included 4 items. We’ve expanded that to include up to 9 bonus items per module in 2022.

IRIS 3 • 2017	IRIS 4 • 2022	
✓ Answer Key	✓ Answer Key	✓ Kahoot
✓ Wrap-Around Content Map	✓ Wrap-Around Content Map	✓ Fidelity Checklist
✓ Professional Standards Alignment	✓ Professional Standards Alignment	✓ IRIS Info Brief
✓ Outline	✓ Outline	✓ PD Certificate
		✓ Alignment Tools

IRIS PD CERTIFICATES

Educators can earn IRIS PD Certificates for module completion. In 2022, educators accessed:

112,917 | PD Certificates

\$4.9 | Million in FREE PD

445,068

PD Certificates During IRIS 4

A generous gift from the Wachs Family will help us provide free PD Certificates of Completion throughout 2023! More, the Wachs Family Endowed Fund for the IRIS Center will allow us to accept donations to support our mission and help keep our resources free in the future.

WHAT ARE THEY ACCESSING?

Most Popular PD Certificates in 2022

	Certificates
1. Classroom Behavior Management (Part 1): Key Concepts and Foundational Practices	6,815
2. Accommodations: Instructional and Testing Supports for Students with Disabilities	5,872
3. Autism Spectrum Disorder (Part 1): An Overview for Educators	5,855
4. Differentiated Instruction: Maximizing the Learning of All Students	5,116
5. Universal Design for Learning: Creating a Learning Environment that Challenges and Engages All Students	5,113

The following modules were posted on July 29, 2022. Although not in the overall top 5, they were the two top-rated modules for the last quarter.

1. Addressing Challenging Behaviors (Part 1, Elementary): Understanding the Acting-Out Cycle	4,161
2. Addressing Challenging Behaviors (Part 2, Elementary): Behavioral Strategies	3,167



This is the most thorough material I have come across. I appreciate how broad the sub categories for this topic were... you covered absolutely everything necessary for a new teacher to understand how the pieces fit into the big idea.

Experienced Teacher



This IRIS module was excellent. Easy to access while comprehensive in content specific to CLD and language acquisition.

Experienced Teacher

HOW PEOPLE USE IRIS

Surveys of IRIS users were conducted in 2018 and 2022 by external evaluators at the University of Georgia. The purpose was to collect and compare data about IRIS users, what IRIS resources they use and how they use them, and the perceived value of IRIS. Respondents included college and university faculty and students, PD providers and recipients, and practitioners.

HOW DID USERS LEARN ABOUT IRIS?

The top 4 responses are below. Note, the largest percentage learned from a colleague, an indicator of IRIS' credibility among educators.

	2018	2022
Colleague	27%	29%
Conference	18%	16%
Web search	17%	14%
IRIS training	15%	20%

FACULTY

Faculty used IRIS in more courses in 2022 than in 2018.*

	2018	2022
Methods	45%	75%
Introductory or Survey	38%	68%
Field Placement Seminars	11%	17%
Doctoral Seminars	2%	3%
Other	4%	7%

PD PROVIDERS

PD providers increased the ways in which they used IRIS across time.*

	2018	2022
To plan PD	43%	64%
Participant engages with resource during training	27%	44%
Participant engages with resource before training	21%	42%
Other (e.g., personal research)	9%	8%



I trust IRIS to provide me [with] evidence-based practices thoughtfully and clearly presented. The case studies, interviews, etc., provide a variety of [ways to] enhance learning.

Graduate Student



Has been and will remain my "go to" resource for teaching special education principles both to general and special educators.

PD Provider



I think the IRIS Center is the BEST center for resources to enhance best practices for students with disabilities. IRIS has set the standard and the bar is high, yet attainable.

College Faculty



IRIS provides free training and resources that some districts would not have otherwise.

PD Provider

* Respondents could select more than one response.

Did You Know?

IRIS is a frequently cited source. IRIS had **511** citations during IRIS 4 (2018–2022).

Citations occurred most often in:

- » Peer-reviewed journal articles (40%)
- » Dissertations (29%)
- » Books (19%)

13% were in international publications.

