

1.
Description:
Parents: Supporting Learning During the COVID-19 Pandemic

Notes: _____



2.
Description:
As you may be finding out, .

Notes: _____



3.
Description:
learning from home has its own challenges

Notes: _____



4.
Description:
Ahhh, yes. That slow internet connection

Notes: _____



5.
Description:

Notes: _____




6.

Description:

I got it! I got it! I figured out those dance moves!

Notes: _____



7.

Description:

What are you doing right now?
Nothing? Good. Watch this!

Notes: _____



8.

Description:

You've finally figured out why your 4th grader stares blankly at you when you use words like borrow and carry. The "new" math term is regrouping.

Notes: _____



9.

Description:

As you sit down together to tackle the next set of problems, an alert pops up on your screen—you are being asked to log in to an unscheduled video conference for work.

Notes: _____

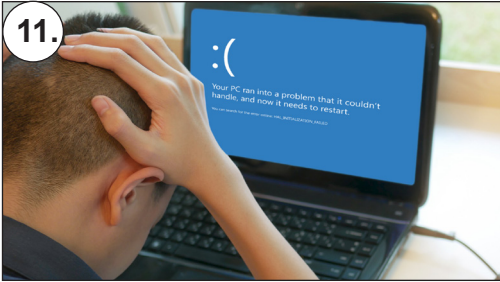


10.

Description:

Distractions,

Notes: _____



11.

Description:

tech issues,

Notes: _____




12.

Description:

4th-grade math...

Notes: _____

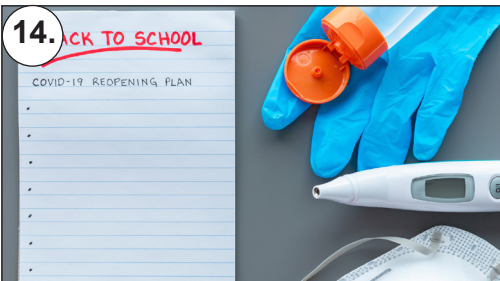


13.

Description:

all over the world, parents are waking up to the challenge of supporting their children's education

Notes: _____



14.

Description:

in a time when schools are forced to adapt in response to COVID-19.

Notes: _____




15.

Description:

Maybe your school is open but at reduced capacity so your child is only there a few days a week.

Notes: _____



16.

Description:
Maybe your school has moved to distance learning


Notes: _____



17.

Description:
or mailing lesson packets to your home.

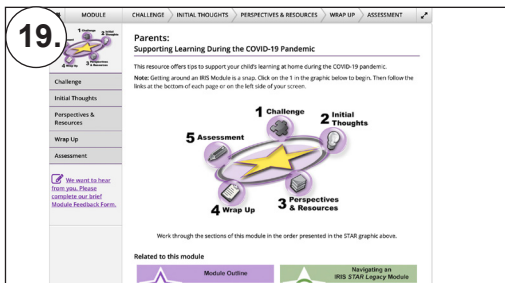
Notes: _____



18.

Description:
. Or maybe your school is doing some combination of these or something else entirely.

Notes: _____



19.

Description:
Regardless of your situation, use this resource

Notes: _____



20.

Description:
to learn about some simple, common-sense suggestions and strategies

Notes: _____

21.

MODULE CHALLENGE INITIAL THOUGHTS PERSPECTIVES & RESOURCES WRAP-UP ASSESSMENT

As a parent, what is my role, and what can I do to best support my child's education?

Page 2: How Do I Get My Child Ready To Learn?

Although the thought of supporting your child's learning at home might sound overwhelming, with a bit of planning you can do this. Let's talk about how you might get started.

Before your child starts learning, you will need to:

- Create a learning space
- Set a routine
- Set expectations for behavior

Read on to learn more about how to do each of these.

Create a Learning Space

If possible, create a place where each child can work. For example, one child can work at the kitchen table and another in the living room. If your child already has a place to do homework, he or she can use that place to work at home. Having a space can help your child stay focused on learning. This space should be quiet and free of clutter and other distractions.

Tip: Limit Common Distractions

Description:
that cover a wide range of circumstances and student needs.

Notes: _____

22.

For more open educational resources (OERs) about evidence-based instructional and behavioral practices, visit:

iris.peabody.vanderbilt.edu
or
iriscenter.com

IRIS CENTER™

The contents of this resource were developed under a grant from the U.S. Department of Education, #H322E170003. However, these contents do not necessarily represent the policy of the U.S. Department of Education, and you should not assume endorsement by the Federal Government. Project Officer, Sarah Allen.

Description:
For more open educational resources (OERs) about evidence-based instructional and behavioral practices, visit: iris.peabody.vanderbilt.edu or iriscenter.com

Notes: _____

23.

Description:

Notes: _____

24.

Description:

Notes: _____

25.

Description:

Notes: _____

